



Custom Search



THE CASE AGAINST ABORTION FACTS ABOUT ABORTION BRINGING AN END TO ABORTION DONATE

#stateabortionfacts #speakfortheweak @abort73

≈ 51

innocent & helpless children are killed by abortion every day in MASSACHUSETTS

Massachusetts Abortion Facts

State abortion statistics from the leading public and private sources.

49 4

Collective state abortion statistics are gathered privately by the [Guttmacher Institute](#) and federally by the [Centers for Disease Control \(CDC\)](#). Because of reporting lag, their most recent data is generally 2-3 years old. In most cases, state-level abortion facts are more current than the numbers reported by AGI or the CDC.

To learn more, visit: [Prenatal Development](#), [Abortion Procedures](#) or [Abortion Pictures](#)

To read abortion stories from Massachusetts, visit: [Abortion Stories \(Massachusetts\)](#)

STATE-LEVEL DATA

Total Abortions (2015): 18,570
The The Commonwealth of Massachusetts Department of Public Health reports that 18,570 abortions took place in Massachusetts during 2015.

Total Abortions (2014): 19,354
The The Commonwealth of Massachusetts Department of Public Health reports that 19,354 abortions took place in Massachusetts during 2014.

SOURCE: The Commonwealth of Massachusetts Department of Public Health

CDC DATA

Total Abortions (2013): 19,448
The Centers for Disease Control (CDC) reports that 19,448 abortions took place in Massachusetts during 2013. The table below compares Massachusetts abortion totals by year.

2013	2012	2011	2010	2009	2008	2007	2006	2005	2004
19,448	20,062	20,703	20,802	22,945	23,883	24,128	24,246	23,268	24,366

Abortion Percentage (2013): 21.3%

GET HELP

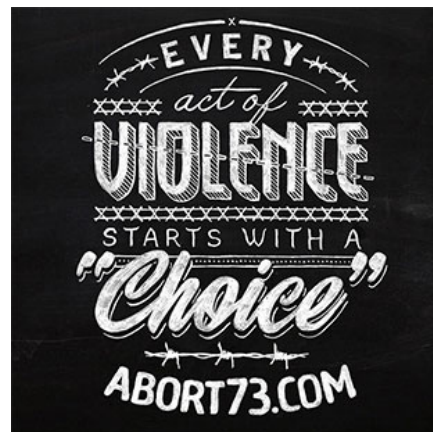
If you're pregnant and contemplating abortion, what a mercy that you've found this website! Abortion is not the answer—*no matter what anyone is telling you.*

[Click here to find local help.](#)

[Click here for hundreds of real-life abortion stories.](#)

GET INVOLVED

Abortion persists because of ignorance, apathy and confusion. Abort73 is working to change that; you can help! Get started below:



SOCIAL MEDIA GRAPHICS:

In 2013, 21.3% of pregnancies in Massachusetts ended in abortion. This number does not take into account miscarriages. It was arrived at by dividing the state abortion ratio by the sum of the abortion ratio plus 1,000. The abortion ratio is the number of abortions that occurred per 1,000 live births. The table below compares Massachusetts abortion percentages by year.

	2013	2012	2011	2010	2009	2008	2007	2006	2005	2004
Massachusetts	21.3%	22%	22%	22%	23%	24%	24%	24%	23%	24%
United States*	16.7%	17%	18%	19%	19%	19%	19%	19%	19%	19%

Out-of-State Abortion Percentage (2013): 3.1%

The Centers for Disease Control (CDC) reports that 3.1% of the abortions that took place in Massachusetts were performed on out-of-state residents.

*U.S. averages are limited to reporting districts.

SOURCE: [Abortion Surveillance --- United States, 2013](#)

GUTTMACHER DATA

Total Abortions (2014): 21,020

The Guttmacher Institute reports that 21,020 abortions took place in Massachusetts during 2014. In 2011, there were 24,030 abortions reported—compared with 24,900 in 2008 and 27,270 in 2005.

Abortion Rate* (2014): 15.3

The Guttmacher Institute reports that the 2014 abortion rate for Massachusetts was 15.3. In 2011, the abortion rate in Massachusetts was 17.8. It was 18.3 in 2008, 19.9 in 2005, and 21.4 in 2000. The 2014 abortion rate across the entire United States was 14.6.

*The abortion rate is the number of abortions per 1,000 women aged 15-44 years.

Percentage of Pregnancies Ending in Abortion (2011): 21%

In 2011, 114,200 women in Massachusetts became pregnant. 64% of these pregnancies resulted in live births and 21% in induced abortions. The remaining pregnancies ended in miscarriage.

Percentage of All U.S. Abortions (2014): 2.3%

In 2014, 2.3% of all U.S. abortions occurred in Massachusetts.

Facilities That Perform Abortions (2011): 40


In 2011, the Guttmacher Institute reports that there were 40 abortion providers in Massachusetts. There were 41 providers in 2008, 45 providers in 2005, and 47 providers in 2000.

State Abortion Restrictions (2016):

- The parent of a minor must consent before an abortion can take place.

SOURCE: <https://www.guttmacher.org/fact-sheet/state-facts-about-abortion-massachusetts>

Post them online to introduce your friends, fans or followers to Abort73.com.



ABORT73 SHIRTS:

Be a walking billboard for Abort73.com.



ABORT73 PROMO CARDS:

Stash some in your wallet or purse and be ready to hand them out or strategically leave them behind.



Facebook, Twitter, Instagram, YouTube, Pinterest icons followed by /abort73

DOWNLOADABLE FLYERS:

Print. Copy. Distribute. Full and quarter-page sizes available. Post to student bulletin boards or use as handouts!

SUPPORT ABORT73

Do you shop on Amazon? If so, use the link below and Abort73 gets 4-7% of your total spend!




Giving Assistant is another way raise money for Abort73 at thousands of online retailers. Use the link below to get started:

Easily transform everyday shopping.

Use **Giving Assistant** to save money and support **Loxafamosity Ministries Inc. (Abort73)**

Start Saving & Giving Free



ABORT73 GEAR:

- Shirts / Retired Shirts
- Stickers / Pens
- Accessories / Promo Cards
- Downloadable Flyers
- Books / Booklets
- Graphics

ABORT73 SOCIAL:

- Facebook
- Twitter
- Instagram
- YouTube
- Pinterest
- Flickr

LOXAFAMOSITY MINISTRIES:

- About Us
- Contact Us
- Donate
- Budget
- Site Map
- Citing Abort73 as a Source

EMAIL LIST:

Sign up for the latest news and announcements:

Copyright © 2005-2017 Loxafamosity Ministries, Inc.