





THE CASE AGAINST ABORTION    FACTS ABOUT ABORTION    BRINGING AN END TO ABORTION    DONATE

#stateabortionfacts #speakfortheweak @abort73

≈ 95

innocent & helpless children are killed by abortion every day in

ILLINOIS

# Illinois Abortion Facts

State abortion statistics from the leading public and private sources.



Collective state abortion statistics are gathered privately by the [Guttmacher Institute](#) and federally by the [Centers for Disease Control \(CDC\)](#). Because of reporting lag, their most recent data is generally 2-3 years old. In most cases, state-level abortion facts are more current than the numbers reported by AGI or the CDC.

To learn more, visit: [Prenatal Development](#), [Abortion Procedures](#) or [Abortion Pictures](#)

To read abortion stories from Illinois, visit: [Abortion Stories \(Illinois\)](#)

STATE-LEVEL DATA

**Total Abortions (2015): 34,498**  
The Illinois Department of Public Health reports that 34,498 abortions took place in Illinois during 2015.

**Total Abortions (2014): 38,472**  
The Illinois Department of Public Health reports that 38,472 abortions took place in Illinois during 2014.

SOURCE: [Illinois Department of Public Health](#)

CDC DATA

**Total Abortions (2013): 40,750**  
The Centers for Disease Control (CDC) reports that 40,750 abortions took place in Illinois during 2013. The table below compares Illinois abortion totals by year.

2013	2012	2011	2010	2009	2008	2007	2006	2005	2004
40,750	43,203	41,324	41,859	46,077	47,717	45,298	46,467	43,409	43,537

**Abortion Percentage (2013): 20.6%**

## GET HELP


If you're pregnant and contemplating abortion, what a mercy that you've found this website! Abortion is not the answer—*no matter what anyone is telling you.*

[Click here to find local help.](#)

[Click here for hundreds of real-life abortion stories.](#)

## GET INVOLVED

Abortion persists because of ignorance, apathy and confusion. Abort73 is working to change that; you can help! Get started below:



SOCIAL MEDIA GRAPHICS:

In 2013, 20.6% of pregnancies in Illinois ended in abortion. This number does not take into account miscarriages. It was arrived at by dividing the state abortion ratio by the sum of the abortion ratio plus 1,000. The abortion ratio is the number of abortions that occurred per 1,000 live births. The table below compares Illinois abortion percentages by year.

	2013	2012	2011	2010	2009	2008	2007	2006	2005	2004
Illinois	20.6%	21%	20%	20%	21%	21%	20%	20%	20%	19%
United States*	16.7%	17%	18%	19%	19%	19%	19%	19%	19%	19%

#### Out-of-State Abortion Percentage (2013): 7.9%

The Centers for Disease Control (CDC) reports that 7.9% of the abortions that took place in Illinois were performed on out-of-state residents.

\*U.S. averages are limited to reporting districts.

SOURCE: [Abortion Surveillance --- United States, 2013](#)

#### GUTTMACHER DATA

##### Total Abortions (2014): 42,270

The Guttmacher Institute reports that 42,270 abortions took place in Illinois during 2014. In 2011, there were 44,580 abortions reported—compared with 54,920 in 2008 and 50,970 in 2005.

##### Abortion Rate\* (2014): 16.3

The Guttmacher Institute reports that the 2014 abortion rate for Illinois was 16.3. In 2011, the abortion rate in Illinois was 17. It was 20.5 in 2008, 18.9 in 2005, and 23.2 in 2000. The 2014 abortion rate across the entire United States was 14.6.

\*The abortion rate is the number of abortions per 1,000 women aged 15-44 years.

##### Percentage of Pregnancies Ending in Abortion (2011): 18%

In 2011, 242,600 women in Illinois became pregnant. 66% of these pregnancies resulted in live births and 18% in induced abortions. The remaining pregnancies ended in miscarriage.

##### Percentage of All U.S. Abortions (2014): 4.6%

In 2014, 4.6% of all U.S. abortions occurred in Illinois.

##### Facilities That Perform Abortions (2011): 37

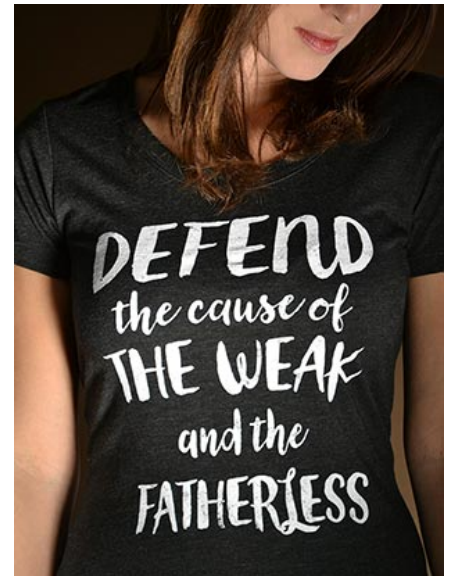
In 2011, the Guttmacher Institute reports that there were 37 abortion providers in Illinois. There were 37 providers in 2008, 38 providers in 2005, and 37 providers in 2000.

##### State Abortion Restrictions (2016):

- Abortion is covered in insurance policies for public employees only in cases of life endangerment—unless an optional rider is purchased.
- The parent of a minor must be notified before an abortion can take place.

SOURCE: <https://www.guttmacher.org/fact-sheet/state-facts-about-abortion-illinois>

Post them online to introduce your friends, fans or followers to Abort73.com.



#### ABORT73 SHIRTS:

Be a walking billboard for Abort73.com.



#### ABORT73 PROMO CARDS:

Stash some in your wallet or purse and be ready to hand them out or strategically leave them behind.



[f](#) [t](#) [i](#) [g](#) [p](#) /abort73

**DOWNLOADABLE FLYERS:**


Print. Copy. Distribute. Full and quarter-page sizes available. Post to student bulletin boards or use as handouts!

**SUPPORT ABORT73**

Do you shop on Amazon? If so, use the link below and Abort73 gets 4-7% of your total spend!



Giving Assistant is another way raise money for Abort73 at thousands of online retailers. Use the link below to get started:



**ABORT73 GEAR:**

- Shirts / Retired Shirts
- Stickers / Pens
- Accessories / Promo Cards
- Downloadable Flyers
- Books / Booklets
- Graphics

**ABORT73 SOCIAL:**

- Facebook
- Twitter
- Instagram
- YouTube
- Pinterest
- Flickr

**LOXAFAMOSITY MINISTRIES:**

- About Us
- Contact Us
- Donate
- Budget
- Site Map
- Citing Abort73 as a Source

**EMAIL LIST:**

Sign up for the latest news and announcements:

Copyright © 2005-2017 Loxafamosity Ministries, Inc.